

 Safe in **TIBRO**



"Safe in Tibro" is produced by Tibro municipality and is aimed at those who live and work in Tibro.

Contents:

- Accidents and crime
- Climate impact
- War and total defence
- Warning systems in Tibro
- Your own preparedness
- Information and influence
- Tibro municipality's information
- Information points in the municipality

Illustrations:

Morot Kommunikation och Link Arkitekter


Maps: Christina Jonsson/Fingerprint

Photo: Thomas Harrysson, Thomas Henrikson, MSB, Tommy Abrahamsson, Christina Froh och Mostphotos

Printing och reproduction:

Skaraborgs Offset 2023





You are part of the security and crisis preparedness in Tibro

Together with everyone who lives and works in Tibro, the municipality works to create a secure environment and build up crisis preparedness in the local community.

As a resident, you have an important role in creating security, preventing accidents and contributing to crisis preparedness in Tibro. This includes being well prepared for various events and keeping yourself informed about what is happening in your neighbourhood and in the rest of the world.

Accidents and crime

In addition to crises, we can be affected by accidents and crime. Accidents can sometimes lead to crises, but usually they do not affect the whole community at the same time. Tibro municipality tries in various ways to reduce the risk of accidents and crimes occurring in the municipality. You can also contribute actively to this by informing the municipality about accident traps, reporting crimes and being careful about the safety of your home.

Accidents are usually handled by the emergency services, police, medical services and crisis support groups such as the POSOM group, which is led by the municipality. POSOM stands for psychological and social care in crisis and disaster situations. POSOM's mission is to provide acute crisis support and crisis management.

Prevention of crime

It is the task of the police to investigate and deal with the offences that are committed. When it comes to crime prevention and security creation, the police, municipalities and other actors in society cooperate in various ways. Since July 2023, Tibro municipality and other municipalities in Sweden have had a clearer coordination responsibility for local crime prevention work. According to the new law, each municipality is required to:

- map crime in their geographical area.
- produce a situational picture and make an action plan in collaboration with the local police and other local actors.



Municipal police officer Annika Strandberg and Tibro municipal councillor Jan Hanna.

- actively contribute to the creation of networks, organisation of meetings, etc, that counteract crime and contribute to increased security in the local community.

Contribute to a safe Tibro

Tibro is essentially a safe community. We who live and stay here contribute to making Tibro safe together. Here are some advice on how you can help create safety:

Be alert!

Inform and alert the police if you discover or suspect an offence.

Get involved!

Join or start a neighbourhood watch in your area.

Lead the way when things go wrong!!

Speak up when someone does something wrong & be a good role model.

Tell your municipality!

Contact Tibro municipality if you feel unsafe in a public environment.

How to contact the police and Tibro municipality:

Call 112 for accidents and crimes in progress.

Contact the police via their e-services at polisen.se or call 114 14 to provide tips or report a crime. Please note that there may be long telephone queues if you call.

Contact Tibro municipality if you want to inform about accident traps or places that you perceive as unsafe.

Phone: 0504-180 00

Web: tibro.se/synpunkter



Climate impact

Climate change has become more evident through more unreliable weather such as storms, heavy rains, drought and heat waves. Tibro municipality conducts active environmental work that is linked to the UN's global sustainability plan Agenda 2030 and "Climate 2030 - Västra Götaland adjust the course", which is run by Region Västra Götaland and the County Administrative Board.

How you can reduce your carbon footprint:

- Conserving drinking water
- Cycling, walking and travelling by bus or train instead of car
- Using second-hand clothes and furniture instead of buying new ones
- Recycle plastic, paper and metal
- Eat more locally produced and vegetarian food

As citizens in Tibro, we need to reduce our impact on the environment. By reducing our emissions and our climate impact, the risk of more extensive natural disasters reduces, both locally in Tibro and in other parts of the world.

Agenda 2030 and Climate 2030 are a framework for the transition work in Tibro municipality. A number of climate targets are adopted annually. Within the framework of this work, the municipality has, among other things, set requirements for fossil-free transport in procurement and implemented several initiatives to encourage active transport on foot or by bicycle.

Tibro Municipality endeavours to save energy in its units. There is also active work with recycling and investments in solar cell installations during renovations and new construction. Investments in recycling will continue, as will efforts to crea-

te a more transport-efficient society where walking and cycling are promoted. The municipality's environmental work also focuses on protecting forest areas with important environmental and cultural values, preserving agricultural land and promoting biodiversity, for example by creating flower-rich environments for pollinating insects.

Tibro municipality has a general ban on irrigation with garden hoses in order to conserve our common drinking water.

Municipal rainfall analysis

Tibro municipality has conducted a rainfall analysis to clarify the flood risks that exist for both existing and planned buildings. The analysis was a basis for the current municipal comprehensive plan.



War and total defence

Total defence is the collective term for military and civil defence. The overall goal of total defence is to "have the ability to defend Sweden against an armed attack" (Source: msb.se). Sweden's overall defence shall protect and defend the country, our freedom and the right to live as we choose. We all have a task if Sweden is threatened.



Total defence

Total defence is all activities needed to prepare Sweden for war. Sweden's total defence consists of military defence and civil defence.

Military defence

Military defence consists of the Swedish Armed Forces, including the Home Guard and a number of other authorities, whose main task is to support military defence. The Armed Forces defend our territory and borders.

Civil defence

Civil defence is about the resilience of society as a whole in the event of the threat of war and war. Civil defence is the work done by state authorities, municipalities and regions, private companies and voluntary organisations. The aim of this work is to protect the civilian population and ensure that, for example, healthcare and the transport system function in the event of the threat of war and war. In the event of the threat of war and war, civil defence must also be able to support the the armed forces.

krisinformation.se

High alert and war:



Swedish Armed Forces

Total defence:



MSB

Information about emergency preparedness and total defence:



Total defence obligation

In Sweden, total defence duty applies. This means that everyone who lives here and is between 16 and 70 years of age can be called up to assist in various ways in the event of war. Everyone is obliged to contribute and everyone is needed.

There are three types of total defence duty:

- **Conscription** into the Armed Forces.
- **Civil conscription** into organisations controlled by the Government.
- **General national service**, which involves service in organisations that must function even in the event of the threat of war and war. This means that you continue to do your regular job, work in a voluntary organisation or are assigned by the Public Employment Service, Arbetsförmedlingen, to perform work that is particularly important to Sweden's total defence.



Shelters

Shelters are designed to protect the population in the event of war. All shelters and buildings that contain shelters are marked with a sign. You are not assigned to a specific shelter, you use the nearest one, if necessary.

Find out the location of the shelters that are nearest to where you live and where you are during the daytime.

There is a digital shelter map on MSB's website, where you can see which shelters are located in your area.

If you do not have access to the digital shelter map, you can contact the municipality on 0504-180 00 to get a printed version.



[Find your nearest shelter at \[msb.se/skyddsrum\]\(https://www.msb.se/skyddsrum\)](https://www.msb.se/skyddsrum)

Warning system in Tibro

The outdoor warning system, Important public announcement, which is popularly known as "Hesa Fredrik", exists to warn the public both during high alert and in peacetime. When you hear the signal, you should immediately go indoors and listen to the Swedish radio channel P4.



The Swedish radio channel P4 plays an important role in communicating IPAs, important messages to the public.

The outdoor warning system is tested four times a year: at 15.00 on the first Monday of March, June, September and December. This is when the outdoor signal "Important public announcement" sounds in Tibro and other urban centres that have this system. At 15.05 the test ends with the signal "Danger over".

In peacetime - Important message to the public (VMA):

- Signal 7 seconds - pause 14 seconds - signal 7 seconds - pause 14 seconds, etc.
- When you hear the signal, go indoors, close windows, doors and ventilation and listen to the Swedish radiostation P4.
- Danger over - continuous signal 30 seconds.

High alert - emergency alarm and Air raid warning

Emergency alarm:

- Signal 30 seconds - pause 15 seconds - signal 30 seconds - pause 15 seconds, etc.
- This alarm is a way for the government to announce that there is an immediate danger of war or that the country is at war.
- When you hear the signal, you should immediately go indoors and listen to Swedish Radio P4. Prepare to leave your home as quickly as possible with the most important things (see Emergency bag on the page on home preparedness).
- If you are deployed, you should immediately go to the place you have been told to report to.



Listen – this is how the signals sound

At msb.se there are links to audio files that give you a clearer idea of what the different signals sound like. Search for "outdoor warning" on msb.se and select the result "Outdoor warning – Important message", and you will be taken to the page with the audio files. You can also use the QR codes below to access the audio files directly.

**In peacetime
– Important
message VMA**



**In peacetime
– Danger
over**



**High alert
– Emergency
alarm**



**High alert
– Air raid
warning**



Air raid warning:

- Signal with short bursts lasting less than 1 minute. When you hear this signal, you should immediately seek shelter, such as a shelter or basement of the building you are in.
- Danger over - continuous signal for 30 seconds.

Your home preparedness

Home preparedness means that you should be able to manage without the help of society for at least a week in the event of a major and serious incident. Among other things, it is important to have access to food, water and cash, heat if it is cold, and a radio powered by batteries, solar-cells or winding, to receive information from Swedish authorities.




Why do you need your own home emergency preparations?

The reason why you must have your own home emergency preparedness is that in a crisis or war, the municipality will focus on ensuring that socially critical activities function. The municipality also needs to focus on helping those who need it most.

The municipality also needs time to build up the organisation that will support the public, which is why it is important to take personal responsibility for having good home emergency preparedness and being able to manage on your own for a while.

The brochure "If Crisis or War Comes"

The brochure "If Crisis or War Comes" is



**IF CRISIS
OR WAR
COMES**



about how to be better prepared for serious accidents, extreme weather, cyber attacks or military conflicts. If you don't already have it at home, it can be picked up at the reception of the municipal centre or at Tibro Library. It can also be downloaded digitally at msb.se.

What you need to have at home

Food

It is important to have extra food at home that provides enough energy. Use sustainable foods that can be cooked quickly, require a small amount of water or can be eaten without cooking.

Water

Clean drinking water is essential for life. Fill bottles and cans with it. Expect at least three litres per adult per day. If you are unsure of the quality, you need to be able to boil the water. If the toilet doesn't work, you can take heavy-duty plastic bags or sacks and place them in the toilet seat. Good hand hygiene is important to avoid infection.

Heating

If the electricity goes off during a cold season, your home will quickly become cold. Gather in a room, hang blankets on the windows, cover the floor with carpets and build a hut under a table to keep warm. Be aware of the fire hazard. Switch off all candles and alternative heaters before going to sleep. Ventilate regularly to bring in oxygen.

Communication

In the event of a serious incident, you need to be able to receive important information from the authorities, mainly via the Swedish radio station P4. You also need to be able to follow the media reports, keep in touch with relatives and friends and, in emergencies, be able to reach the emergency services, medical services or the police.

Emergency bag ("Go Bag")

If you need to leave your home at short notice for any reason, it is a good idea to plan and prepare in advance with a suitcase and a list of what you need to take immediately.

Examples of the contents of an emergency bag:

- ID documents
- Essential medicines and aids
- Cash
- Mobile phone, charger, power bank and phone book
- Radio powered by batteries, solar cells or winding
- Something to eat and drink
- Clothes according to the weather

Preparedness week

Preparedness Week (formerly Crisis Preparedness Week) is an annual information initiative to increase people's resilience in the face of crises and wars.


It is coordinated by MSB, the Swedish Civil Contingency Agency, and is carried out in week 39.

You can find more useful information on home preparedness on the MSB's website, msb.se. Type home preparedness in the search box or use the QR code on the right to access the home preparedness page.



Information and influence

Both before and during a crisis or war, there are many actors who want to disseminate information and influence people in different directions. It is important that you are critical of sources and ensure that you obtain and disseminate information from reliable sources.



Equipping yourself to become resilient to misleading information - and avoid being deceived - is an important part of general preparedness. This includes being critical of sources and primarily obtaining and disseminating information from public authorities and the established democratic media.

bliintelurad.se

Do you want to get better at recognising false and misleading information? Take a look at bliintelurad.se. There you can learn a number of tricks to make you more resilient.

Responsible for the site bliintelurad.se:

Psychological Defence Authority (MPF)

krisinformation.se

Krisinformation.se is a website that provides information from Swedish authorities and other responsible parties in connection with a crisis or serious event.

lilla.krisinformation.se

Lilla.krisinformation.se is a website aimed at children and young people. The site is part of krisinformation.se and the Swedish Civil Contingencies Agency (MSB).



Tibro municipality information

The channels used by the municipality depend on the nature and scale of the incident. Here are some examples.

tibro.se och other digital channels

The municipality will, as far as possible, keep the website tibro.se updated on the current event and the information will be placed on the home page.

The information published on tibro.se will also be communicated in the municipality's social media channels such as Facebook and Instagram.

Media

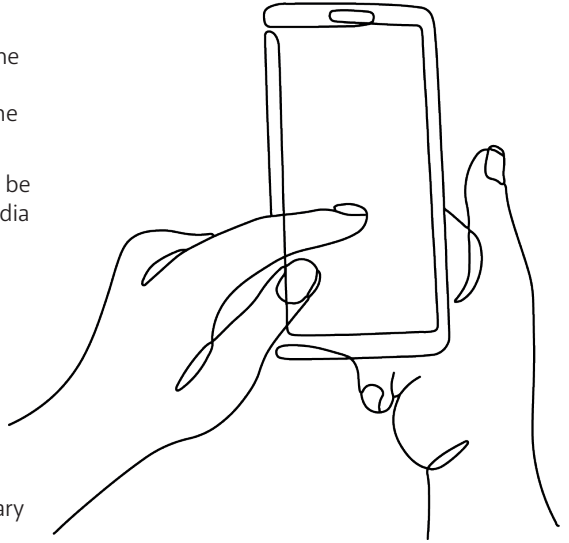
During major events, the municipality works actively to communicate information via various media channels such as newspapers, radio and TV.

Telephone enquiry

In the event of major or prolonged extraordinary events, the municipality will have a telephone enquiry function, which you can use if you have questions and/or want to provide information. The municipality will communicate information on the number of the telephone enquiry line through its communication channels.

Physical information points

If Tibro municipality's regular communication channels such as the web and mail do not work, the municipality can activate a number of physical information points in the community. Read more about them under the heading "Information points in Tibro" at the next two pages in this brochure.



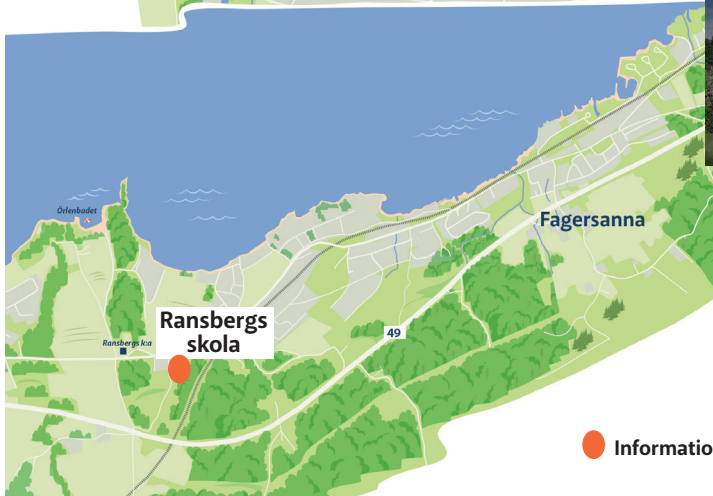
IPA (VMA) – IMPORTANT MESSAGE TO THE PUBLIC

IPAs, or VMA:s, are issued as a howling signal via what is commonly known as 'Hesa Fredrik'. But IPAs are also broadcast by radio and/or as a scrolling text message on TV.

113 13

is a national crisis information phone number which the municipality can use as a complement to or instead of its own telephone enquiry line.

Information points in Tibro muni



RANSBERGS SKOLA

The information point in Fagersanna-Ransberg is located in the Ransberg school.

Any physical meetings will take place in the school's sports hall.

 Information Point

unicipality



BAGGEBOSKOLAN

In the Baggebo school, a notice board is put up in one of the windows near the entrance to the sports hall changing rooms, if necessary.

Any physical meetings will be held in the The sports hall, which is accessed from the main entrance.



TOWNHALL

In the municipal centre, a notice board is put up when necessary in the window area in the reception facing Centrumgatan.

Any physical meetings will be held in the meeting room Galaxen (formerly Äldrecentrum), entrance from Fredsgatan.



FÅGELVIK

At the Fågelvik information point, a notice board will be placed in the glass section in the entrance to the library and the Forum assembly hall.

Any physical meetings will be held in the Forum.

In a crisis, it is important to get accurate information. If the phone and internet services do not work during a serious or major event, it can be difficult for the municipality to reach out with information quickly. On such occasions, Tibro municipality will activate so-called information points, physical locations, where you can go to to get up-to-date information about the ongoing event.

Tibro municipality has four information points that can be used during special events. At these locations, information can be posted on notice boards and the municipality can also invite residents to information and dialogue meetings. The information points will be used when the municipality's normal communication channels - the tibro.se website, social media channels and telephone - are not accessible or reliable for some reason. The information point notice boards are all behind windows and can be read from the outside. At an information point it is also possible to alert 112 if the mobile phone network is down.

Points of safety

A point of safety can be set up to provide support to affected residents during a social disruption, such as a major electricity or heating outage. At a point of safety, residents and people in the municipality can, for example, warm themselves and receive information about the event in question. Security points will be set up in appropriate locations when such a need arises.

Safe in TIBRO

Together with everyone who lives and works in Tibro, the municipality works to create security and build up crisis preparedness in the local community.

This brochure tells you more about how Tibro municipality and other authorities work with security and preparedness, and what you can do to increase your own security and contribute to a safe Tibro.

Trusting in our own ability. Believing that anything is possible as long as we do it together. Planning for the future but living in the present. To care for ourselves and others. That is Tibro.

TIBRO

Tibro kommun
Centrumgatan 17
543 80 TIBRO

Phone: 0504-180 00
kommun@tibro.se
www.tibro.se